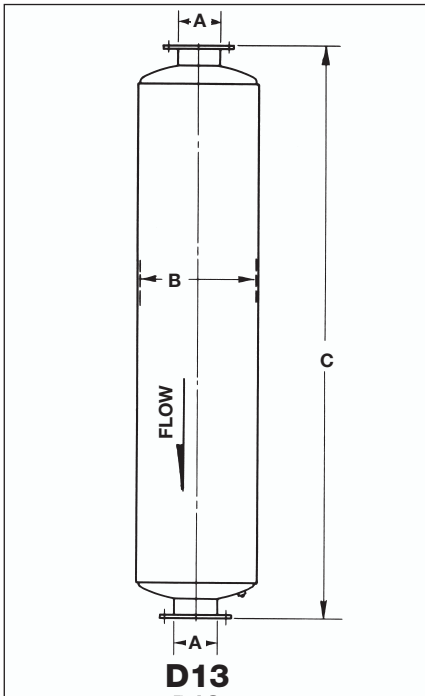
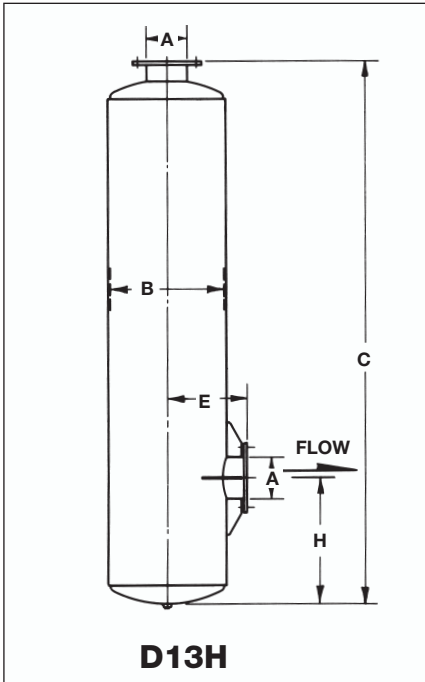


**D13
D13H**

Chamber Silencers



D13



D13H

Application

Blower Intake Silencer for maximum silencing at blower speeds below transition speed.

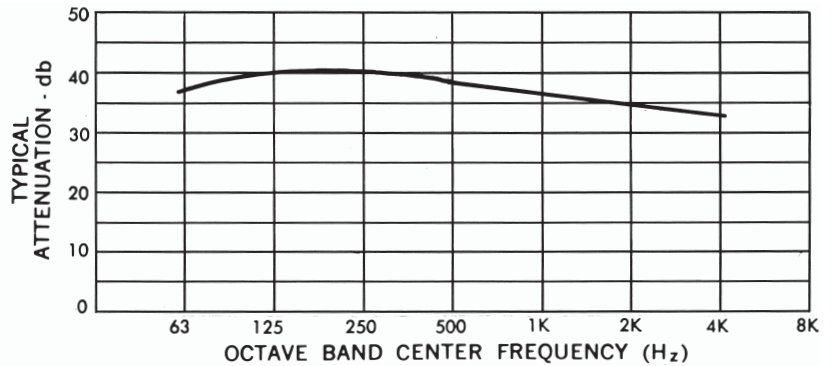
Design

A multi-chambered silencer containing a special arrangement of volumes and air passageways to effectively reduce pulsations through the conversion of noise energy into heat. D13 and D13H may be installed horizontally or vertically. Design parameters permit nozzle orientation to suit installation requirements.

Construction

All welded steel sheet and plate construction for long service life. Exterior surfaces are prime coated. Flanges are drilled to match 125 lb. American Standard Flanges. Inspection openings, mounting brackets, relief valve nozzles or special paint available at extra charge.

Typical Attenuation Curve



| Model | A | B | C | Wt. |
|---------|-----|----|----|-----|
| D13- 1 | 1* | 4½ | 21 | 7 |
| D13- 1½ | 1½* | 6½ | 24 | 14 |
| D13- 2 | 2* | 8 | 33 | 23 |
| D13- 2½ | 2½* | 10 | 33 | 36 |
| D13- 3 | 3* | 10 | 51 | 45 |
| D13- 3½ | 3½* | 12 | 52 | 65 |
| D13- 4 | 4** | 14 | 53 | 125 |
| D13- 5 | 5** | 16 | 65 | 145 |
| D13- 6 | 6 | 18 | 72 | 175 |

*NPT Connections

**Available in both NPT or Flange Connections

For Larger Sizes - Use L41 Series

| Model | A | B | C | E | H | | Wt. |
|----------|-----|----|----|----|------|------|-----|
| | | | | | Min. | Max. | |
| D13H- 2 | 2* | 8 | 30 | 7 | 6 | 10 | 25 |
| D13H- 2½ | 2½* | 10 | 31 | 8 | 6 | 10 | 36 |
| D13H- 3 | 3* | 10 | 49 | 8 | 6 | 10 | 45 |
| D13H- 4 | 4** | 14 | 49 | 11 | 7 | 24 | 125 |
| D13H- 5 | 5** | 16 | 62 | 12 | 8 | 28 | 145 |
| D13H- 6 | 6 | 18 | 68 | 13 | 9 | 34 | 175 |

For Larger Sizes - Use L41H Series

**Stoddard
Silencers**

Specialists in Industrial Silencing

Stoddard Silencers, Inc.
1017 Progress Drive • Grayslake, Illinois 60030
Telephone (847) 223-8636 • FAX (847) 223-8638
E-Mail - info @ stoddardsilencersinc.com
Web page - www.stoddardsilencersinc.com