



# Chamber-Absorption Silencers

**D33  
D33H**

Stoddard Silencers, Inc.  
 1017 Progress Drive • Grayslake, Illinois 60030  
 Telephone (847) 223-8636 • FAX (847) 223-8638  
 E-Mail - info @ stoddardsilencersinc.com  
 Web page - www.stoddardsilencersinc.com

## Application

Blower Discharge Silencer for maximum silencing at blower speeds above transition speed.

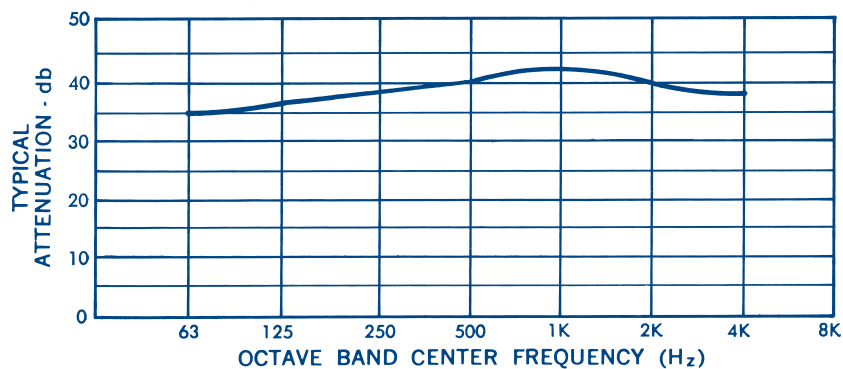
## Design

A multi-chamber silencer containing a high frequency absorption device in addition to a special arrangement of volumes and air passageways to effectively reduce both pulsation and excessive high frequencies through the process of converting noise energy into heat. D33 and D33H Silencers may be installed horizontally or vertically. Design parameters permit nozzle orientation to suit installation requirements.

## Construction

All welded steel sheet and plate construction for long service life. Acoustic absorption material temperature limits far exceed application temperatures. Exterior surfaces are prime coated. Flanges are drilled to match 125 lb. American Standard Flanges. Inspection openings, mounting brackets, relief valve nozzles or special paint are available at extra charge.

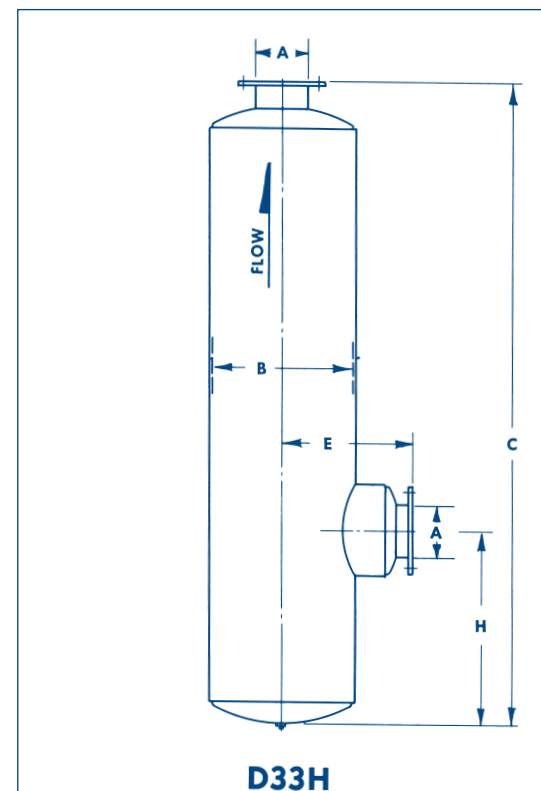
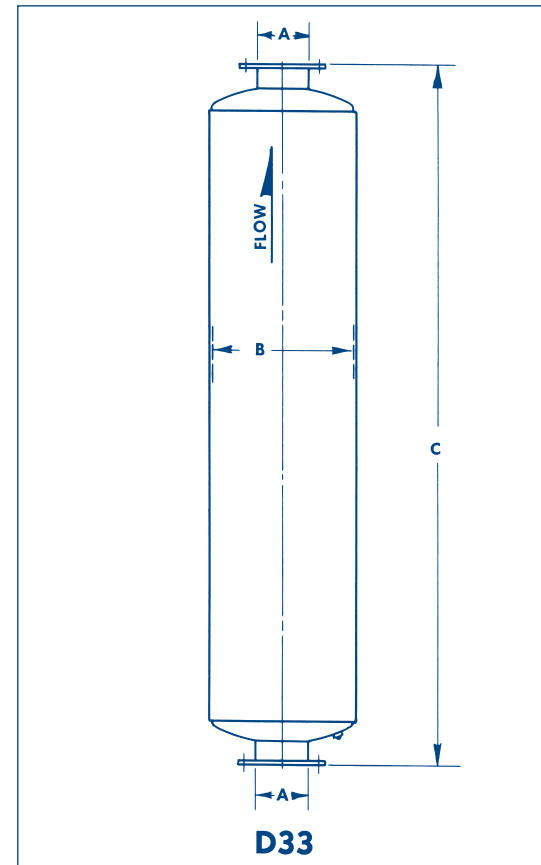
## Typical Attenuation Curve



Model	A	B	C	Wt.
D33- 2	2*	8	33	25
D33- 2½	2½*	10	33	53
D33- 3	3*	10	51	75
D33- 4	4**	14	53	139
D33- 5	5**	16	65	200
D33- 6	6**	18	72	281
D33- 8	8	22	98	715
D33-10	10	26	123	958
D33-12	12	30	136	1353
D33-14	14	36	168	1826
D33-16	16	42	182	2906
D33-18	18	48	189	4175
D33-20	20	48	201	4525
D33-22	22	54	214	5337
D33-24	24	54	232	6560

\*NPT Connection  
 \*\*Available in NPT or Flange Connections

Model	A	B	C	E	H		Wt.
					Min.	Max.	
D33H- 2	2*	8	30	9	6	10	30
D33H- 2½	2½*	10	31	10	7	11	40
D33H- 3	3*	10	49	12	7	11	50
D33H- 4	4**	14	50	14	8	17	120
D33H- 5	5	16	62	15	9	20	165
D33H- 6	6	18	69	17	10	24	215
D33H- 8	8	22	95	26	12	26	715
D33H-10	10	26	120	34	14	36	958
D33H-12	12	30	133	40	16	40	1353
D33H-14	14	36	165	48	17	40	1826
D33H-16	16	42	179	54	19	44	2906
D33H-18	18	48	186	60	21	46	4175
D33H-20	20	48	198	66	22	47	4525
D33H-22	22	54	211	72	24	48	5337
D33H-24	24	54	229	72	26	54	6560



Stoddard Silencers, Inc.  
 1017 Progress Drive • Grayslake, Illinois 60030  
 Telephone (847) 223-8636 • FAX (847) 223-8638  
 E-Mail - info @ stoddardsilencersinc.com  
 Web page - www.stoddardsilencersinc.com

## Application

Blower Discharge Silencer for maximum silencing at blower speeds above transition speed.

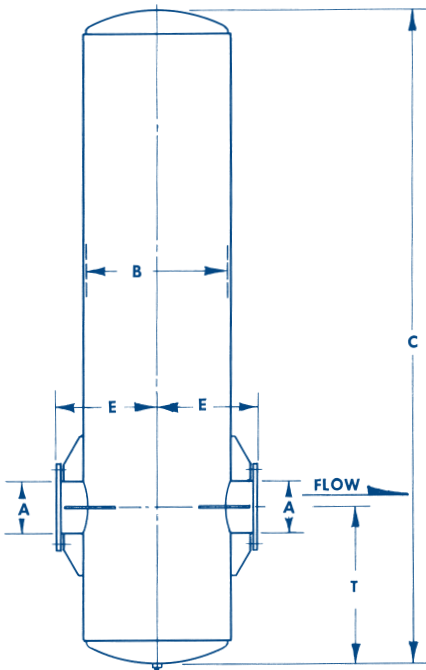
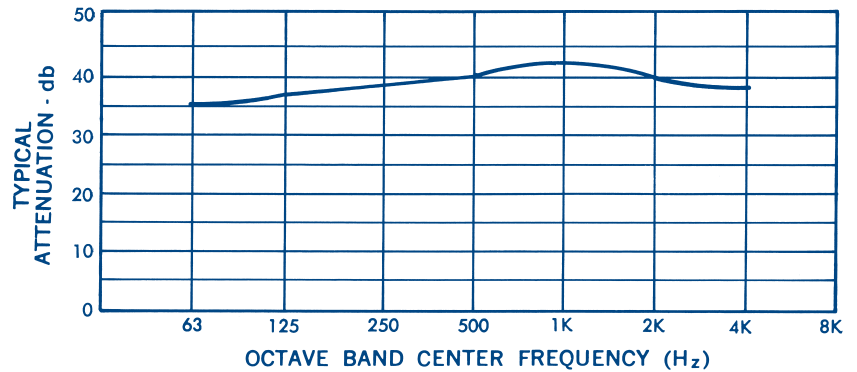
## Design

A multi-chamber silencer containing a high frequency absorption device in addition to a special arrangement of volumes and air passageways to effectively reduce both pulsation and excessive high frequencies through the process of converting noise energy into heat. D33T Silencers are normally installed vertically. Design parameters permit nozzle orientation to suit installation requirements.

## Construction

All welded steel sheet and plate construction for long service life. Acoustic absorption material temperature limits far exceed application temperatures. Exterior surfaces are prime coated. Flanges are drilled to match 125 lb. American Standard Flanges. Inspection openings, mounting brackets, relief valve nozzles or special paint are available at extra charge.

## Typical Attenuation Curve



**D33T**

Model	A	B	C	E	T		Wt.
					Min.	Max.	
D33T- 4	4	14	47	10	6	14	175
D33T- 5	5	18	60	12	7	13	200
D33T- 6	6	18	66½	12	9	15	225
D33T- 8	8	22	92	15	10	21	757
D33T-10	10	26	117	17	12	29	1015
D33T-12	12	30	130	19	13	34	1434
D33T-14	14	42	158	25	15	34	1935
D33T-16	16	48	177	28	17	40	3080
D33T-18	18	54	185	31	19	45	4425
D33T-20	20	54	197	31	20	46	4796
D33T-22	22	60	211	34	22	48	5667
D33T-24	24	66	225	37	24	50	6953